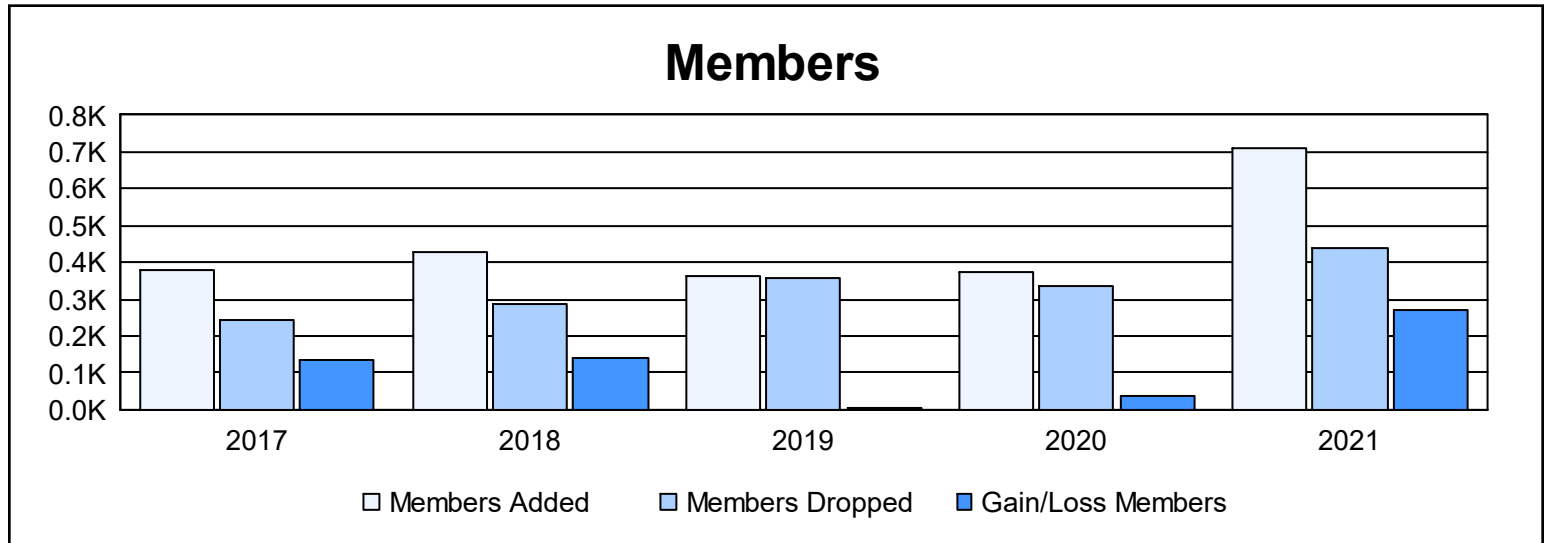
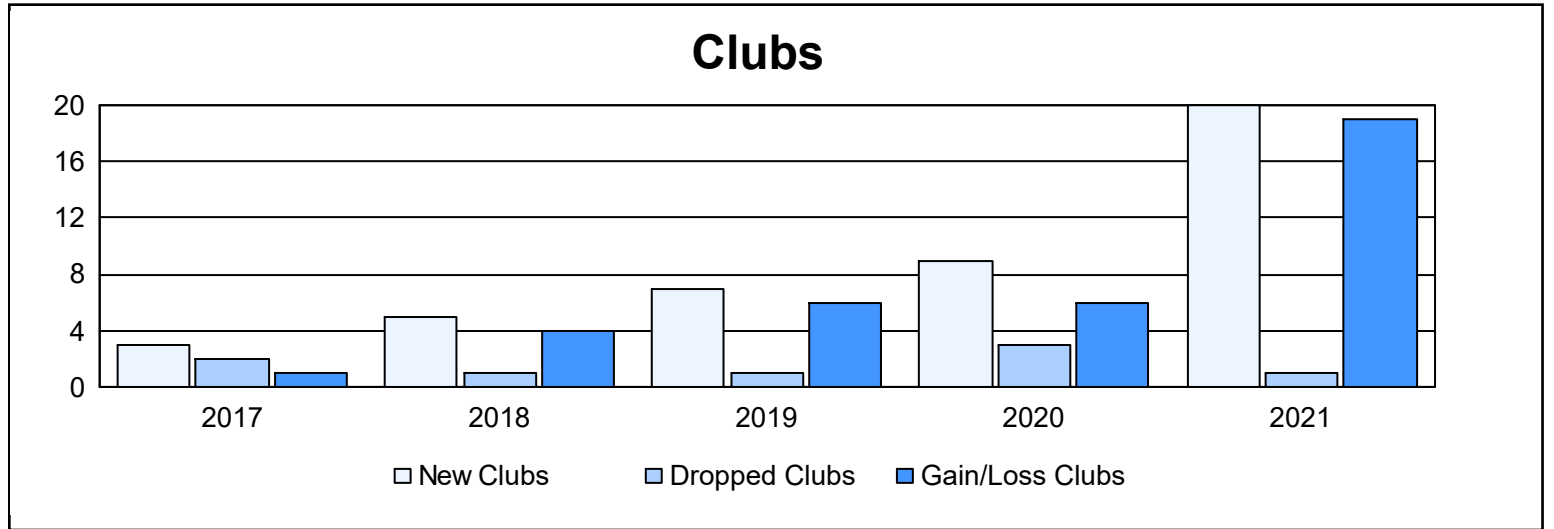
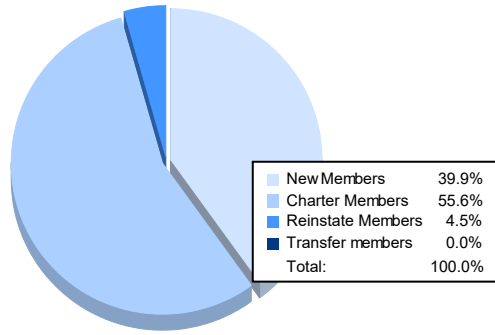


| Year | New Clubs | Dropped Clubs | Gain/ Loss Clubs | New Members | Charter Members | Reinstate Members | Transfer Members | Total Member Added | Total Members Dropped | Gain/ Loss Members |
|----------------|-----------|---------------|------------------|-------------|-----------------|-------------------|------------------|--------------------|-----------------------|--------------------|
| 2016-2017 | 3 | 2 | 1 | 284 | 91 | 4 | 2 | 381 | 245 | 136 |
| 2017-2018 | 5 | 1 | 4 | 281 | 134 | 12 | 2 | 429 | 289 | 140 |
| 2018-2019 | 7 | 1 | 6 | 188 | 166 | 3 | 5 | 362 | 356 | 6 |
| 2019-2020 | 9 | 3 | 6 | 146 | 197 | 28 | 3 | 374 | 338 | 36 |
| 2020-2021 | 20 | 1 | 19 | 283 | 394 | 32 | 0 | 709 | 437 | 272 |
| Average | 9 | 2 | 7 | 236 | 196 | 16 | 2 | 451 | 333 | 118 |



Membership Composition June 2021 Cumulative



Gender Composition June 2021 Cumulative

